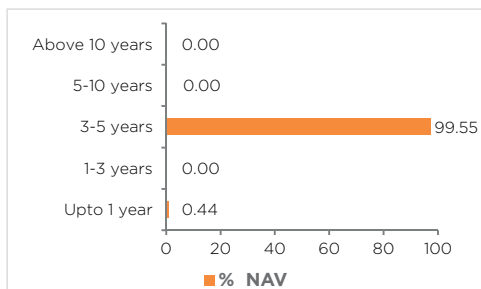




Fund Features: (Data as on 31st October'22)
Category: Dynamic Bond
Monthly Avg AUM: ₹ 2,312.45 Crores
Inception Date: 25th June 2002
Fund Manager: Mr. Suyash Choudhary (Since 15th October 2010)
Standard Deviation (Annualized): 2.76%
Modified Duration: 3.05 years
Average Maturity: 3.45 years
Macaulay Duration: 3.16 years
Yield to Maturity: 7.43%
Benchmark: NIFTY Composite Debt Index A-III (w.e.f. 1st April 2022)
Minimum Investment Amount: ₹5,000/- and any amount thereafter
Exit Load: Nil (w.e.f. 17th October 2016)
Options Available: Growth, IDCW® - Periodic, Quarterly, Half Yearly, Annual and Regular frequency (each with Reinvestment, Payout and Sweep facility)

Maturity Bucket:



@Income Distribution cum capital withdrawal

IDFC DYNAMIC BOND FUND

An open ended dynamic debt scheme investing across duration.
 A Scheme with Relatively High Interest Rate Risk and Relatively Low Credit Risk.

- A satellite bucket product which endeavours to take benefit of interest rate movements.
- A portfolio that emphasizes on high-quality instruments, comprising currently of 100% AAA and equivalent instruments.
- A portfolio that can take exposure across the yield curve depending upon the fund manager's underlying macro/interest rate view.

Here is a simple 3-Lens asset allocation framework for debt mutual funds. The framework revolves around allocating across three buckets: Liquidity, Core, and Satellite, each bucket meeting a certain need.

LIQUIDITY

For very short term parking of surplus or emergency corpus

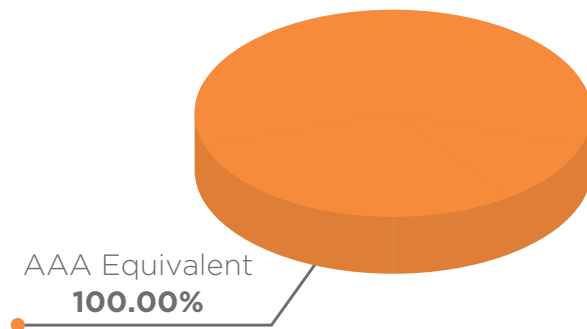
CORE

Ideally forms bulk of your allocation-Funds that focus on high credit quality and low to moderate maturity profile

SATELLITE

Funds that can take higher risk-either duration risk or credit risk or both

ASSET QUALITY



Gsec/SDL yields have been annualized wherever applicable
 Standard Deviation calculated on the basis of 1 year history of monthly data

MUTUAL FUND INVESTMENTS ARE SUBJECT TO MARKET RISKS, READ ALL SCHEME RELATED DOCUMENTS CAREFULLY.

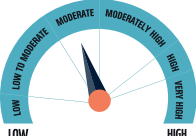
PORTFOLIO (31 October 2022)

Name	Rating	Total (%)
Government Bond		99.56%
5.63% - 2026 G-Sec	SOV	99.46%
5.74% - 2026 G-Sec	SOV	0.08%
8.20% - 2025 G-Sec	SOV	0.005%
7.17% - 2028 G-Sec	SOV	0.004%
Net Cash and Cash Equivalent		0.44%
Grand Total		100.00%


Potential Risk Class Matrix

Credit Risk of the scheme →	Relatively Low (Class A)	Moderate (Class B)	Relatively High (Class C)
Interest Rate Risk of the scheme ↓			
Relatively Low (Class I)			
Moderate (Class II)			
Relatively High (Class III)	A-III		

A Scheme with Relatively High Interest Rate Risk and Relatively Low Credit Risk.

Scheme risk-o-meter	This product is suitable for investors who are seeking*	Benchmark risk-o-meter
 <p>Investors understand that their principal will be at Moderate risk</p>	<ul style="list-style-type: none"> To generate long term optimal returns by active management. Investments in money market & debt instruments including G-Sec across duration. <p>*Investors should consult their financial advisers if in doubt about whether the product is suitable for them.</p>	 <p>NIFTY Composite Debt Index A-III</p>